



## Demographics

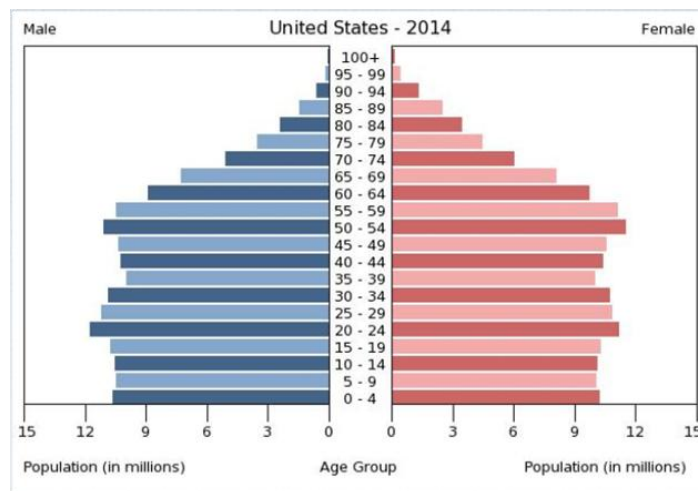
**Population:** 318,892,103  
 \*(July 2014 estimates)

### Age

- 0-14 years: 19.4% (male 31,580,349 / female 30,221,106)
- 15-24 years: 13.7% (male 22,436,057 / female 21,321,861)
- 25-54 years: 39.9% (male 63,452,792 / female 63,671,631)
- 55-64 years: 12.6% (male 19,309,019 / female 20,720,284)
- 65 years+ : 13.9% (male 20,304,644 / female 25,874,360)

**Median Age:** 37.6 years

- Male 36.3 years
- Female: 39 years

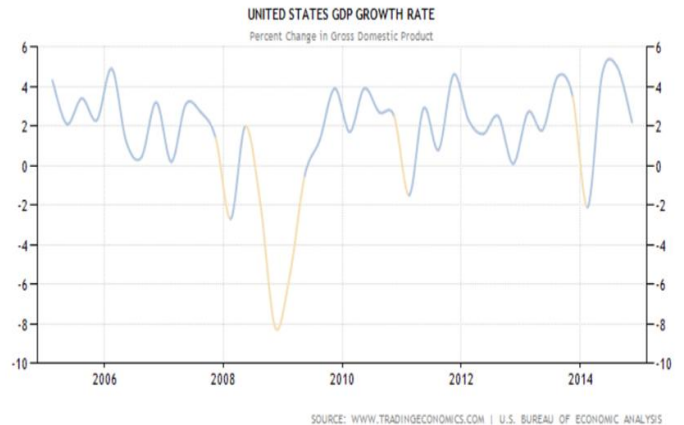


### Ethnic

- 79.96% White
- 12.85% Black
- 4.43% Asian
- 1.61% Two or more races
- 0.97% Amerindian & Native Alaskan
- 0.18% Native Hawaiian & other Pacific Islander

### Gross Domestic Product

- GDP (purchasing power parity): \$16.72 trillion
- GDP (per capita PPP): \$52,800
- GDP (real growth rate):
  - 2013: 1.6%
  - 2012: 2.8%
  - 2011: 1.8%



### Openness/Trade (2013 estimates)

- Exports: \$1.575 trillion
  - Commodities
    - Agricultural products (soybeans, fruit, corn): 9.2%
    - Industrial supplies (organic chemicals): 26.8%
    - Capital goods (transistors, aircraft, motor vehicle parts, computers, telecommunications equipment): 49.0%
    - Consumer goods (automobiles, medicines): 15.0%
- Imports: \$2.273 trillion
  - Commodities
    - Agricultural products: 4.9%
    - Industrial supplies: 32.9%
    - Crude oil: 8.2%
    - Capital goods (computers, telecommunications equipment, motor vehicle parts, office machines, electric power machinery): 30.4%
    - Consumer goods (automobiles, clothing, medicines, furniture, toys): 31.8%

## Infrastructure

### Telecomm

- Phone Lines: 139 million (2012 estimates)
- Mobile Phone Users: 310 million (2012 estimates)
- Internet Users: 245 million (2009 estimates)

(<https://www.cia.gov/library/publications/the-world-factbook/geos/us.html>)



## Transportation

- Number of Airports (2013): 13,513
  - Airports with paved runways: 5,054
  - Airports with unpaved runways: 8,459
- Number of Heliports (2013): 5,287
- Total Railways: 224,792 km
- Total Roadways: 6,586,610 km
  - Paved roadways: 4,304,715 km (includes 76,334 km of expressways)
  - Unpaved roadways: 2,281,895 km (2012)
- Total Waterways: 41,009 km (2012)
- Total Merchant Marine: 393

## Electricity and Energy

- Electricity Production: 4.099 trillion kWh (2011 est.)
- Electricity Consumption 3.886 trillion kWh (2010 est.)
- Electricity installed generation capacity: 1.039 billion kW (2010 est.)
  - Electricity from fossil fuels: 75.3% of total installed capacity
  - Electricity from nuclear fuels: 9.7% of total installed capacity
  - Electricity from hydroelectric plants: 7.6% of total installed capacity
  - Electricity from other renewable sources: 5.3% of total installed capacity
- Crude Oil Production: 11.11 million bbl/day (2012 est.)
- Refined Petroleum Products Production: 18.45 million bbl/day (2010 est.)
- Natural Gas Production: 681.4 billion cu m (2012 est.)

## Financial

- Stock of domestic credit: \$16.97 trillion (31 December 2013 est.)
- Reserves of foreign exchange and gold: \$150.2 billion (31 December 2012 est.)
- Public debt: 71.8% of GDP (2013 est.)
- Debt – external: \$15.68 trillion (31 December 2012 est.)
- Stock of direct foreign investments – at home: \$2.815 trillion (31 December 2013 est.)
- Stock of direct foreign investments – abroad: \$4.854 trillion (31 December 2013 est.)

## Human Resources

### Labor

- Labor force: 155.4 million
- Labor force by occupation: (2012 est.)
  - Farming, forestry, and fishing: 0.7%
  - Manufacturing, extraction, transportation, and crafts: 20.3%
  - Managerial, professional, and technical: 37.3%
  - Sales and office: 24.2%
  - Other services: 17.6%
- Unemployment rate: 7.3% (2013 est.)

### Education

- Education expenditures: 5.4% of GDP (2010)
- Literacy: 99% age 15 and over can read and write
- School life expectancy (primary to tertiary education): 17 years

(<https://www.cia.gov/library/publications/the-world-factbook/geos/us.html>)



## Demographics

**Population:** 448,375,645

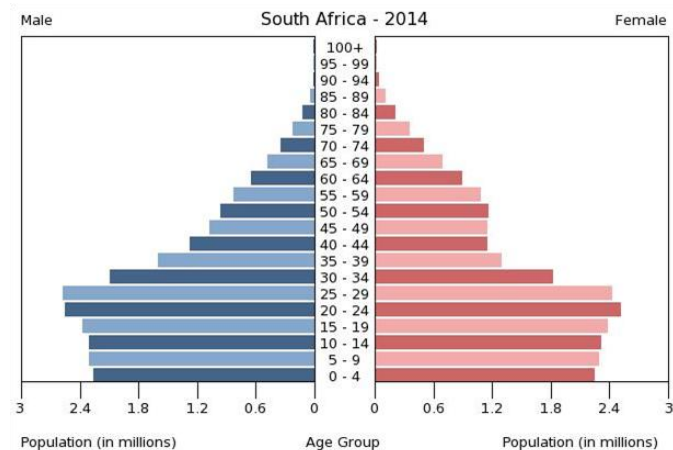
\*(2014 estimates)

### Age

- 0-14 years: 28.3% (male 6,859,518 / female 6,815,185)
- 15-24 years: 20.2% (male 4,914,394/female 4,866,121))
- 25-54 years: 38.2% (male 9,543,746/female 8,923,605)
- 55-64 years: 7.1% (male 1,470,282/female 1,950,499)
- 65 years+ : 6.1% (male 1,205,657/female 1,826,638) (2014 est.)

**Median Age:** 25.7 years

- Male 25.4 years
- Female: 26 years



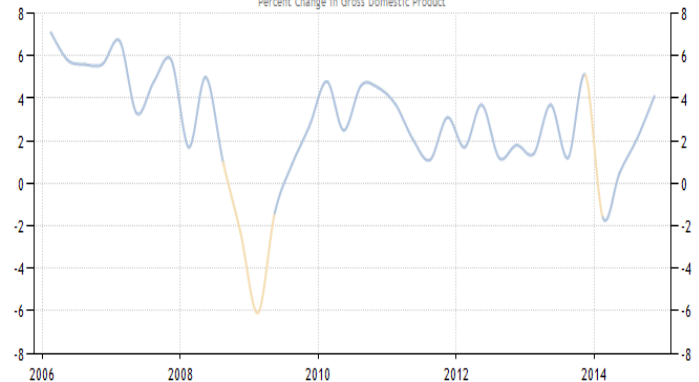
### Ethnic

- 79.2% Black African
- 8.9% White
- 8.9% Multiracial
- 2.5% Indian/Asian
- 0.5% Other

### Gross Domestic Product

- GDP (purchasing power parity): \$595.7 billion (2013 est.)
- GDP (per capita PPP): \$11,500 (2013 est.)
- GDP (real growth rate):
  - 2013: 2.0%
  - 2012: 2.5%
  - 2011: 3.5%

SOUTH AFRICA GDP GROWTH RATE  
Percent Change In Gross Domestic Product



SOURCE: WWW.TRADINGECONOMICS.COM | STATISTICS SOUTH AFRICA

### Openness/Trade (2013 estimates)

- Exports: \$91.05 billion
  - Commodities
  - Gold
  - Diamonds
  - Platinum
  - Other metals and minerals
  - Machinery and equipment
- Imports: \$99.55 billion
  - Commodities
  - Machinery and equipment
  - Chemicals
  - Petroleum products
  - Scientific instruments
  - Foodstuffs

## Infrastructure

### Telecomm

- Phone Lines: 4.03 (2012 estimates)
- Mobile Phone Users: 68.4 million (2012 estimates)
- Internet Users: 4.42 million (2009 estimates)

(<https://www.cia.gov/library/publications/the-world-factbook/geos/sf.html>)



## Transportation

- Number of Airports (2013): 566
  - Airports with paved runways: 144
  - Airports with unpaved runways: 442
- Number of Heliports (2013): 1
- Total Railways: 20,192 km
- Total Roadways: 364,131 km
  - Paved roadways: 62,995 km (includes 254 km of expressways)
  - Unpaved roadways: 301,136 km (2002)
- Total Merchant Marine: 3

## Electricity and Energy

- Electricity Production: 257.9 billion kWh (2012 est.)
- Electricity Consumption 234.2 billion kWh (2012 est.)
- Electricity installed generation capacity: 44.26 million kW (2010 est.)  
(2013 est.)
  - Electricity from fossil fuels: 90.8% of total installed capacity
  - Electricity from nuclear fuels: 4.1% of total installed capacity
  - Electricity from hydroelectric plants: 1.5% of total installed capacity
  - Electricity from other renewable sources: 0.5% of total installed capacity
- Crude Oil Production: 0 bbl/day (2010)
- Refined Petroleum Products Production: 437,600 bbl/day (2010 est.)
- Natural Gas Production: 1.28 billion cu m (2011 est.)

## Financial

- Stock of domestic credit: \$252.6 billion (31 December 2013 est.)
- Reserves of foreign exchange and gold: \$48.46 billion (31 December 2012 est.)
- Public debt: 45.4% of GDP (2013 est.)
- Debt – external: \$139 billion (31 December 2013 est.)
- Stock of direct foreign investments – at home: \$143.3 billion (31 December 2013 est.)
- Stock of direct foreign investments – abroad: \$87.67 billion (31 December 2012 est.)

## Human Resources

### Labor

- Labor force: 18.54 million
- Labor force by occupation:
  - Agriculture: 9.0%
  - Industry: 26.0%
  - Services: 65.0%
- Unemployment rate: 24.9% (2013 est.)

### Education

- Education expenditures: 6.0% of GDP (2010)
- Literacy: 93% age 15 and over can read and write

(<https://www.cia.gov/library/publications/the-world-factbook/geos/sf.html>)



## Demographics

**Population:** 1,355,692,576

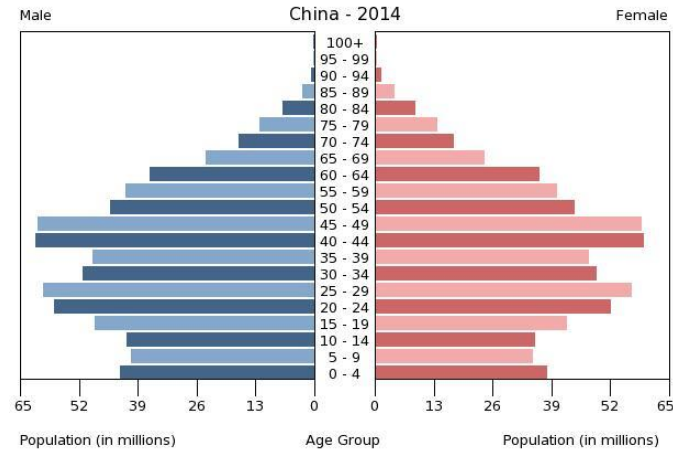
\*(July 2014 estimates)

### Age

- 0-14 years: 17.1% (male 124,340,516 / female 107,287,324)
- 15-24 years: 14.7% (male 105,763,058 / female 93,903,845)
- 25-54 years: 47.2% (male 327,130,324 / female 313,029,536)
- 55-64 years: 11.3% (male 77,751,100 / female 75,737,968)
- 65 years+ : 9.4% (male 62,646,075 / female 68,102,830)

**Median Age:** 36.7 years

- Male 35.8 years
- Female: 37.5 years

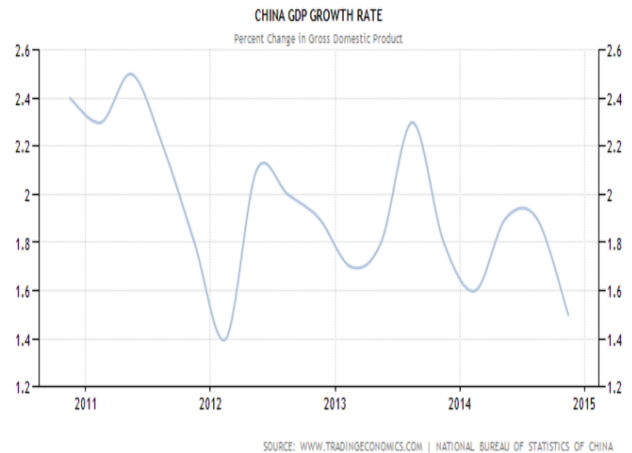


### Ethnic

- 91.6% Han Chinese
- 1.3% Zhuang
- 7.1% Other (includes Hui, Manchu, Uighur, Miao, Yi, Tujia, Tibetan, Mongol, Dong, Buyei, Yao, Bai, Korean, Hani, Li, Kazakh, Dai, and others nationalities)

### Gross Domestic Product

- GDP (purchasing power parity): \$13.39 trillion
- GDP (per capita PPP): \$9,800
- GDP (real growth rate):
  - 2013: 7.7%
  - 2012: 7.7%
  - 2011: 9.3%



### Openness/Trade (2013 estimates)

- Exports: \$2.21 trillion
  - Commodities
    - Electrical and other machinery (data processing equipment)
    - Apparel
    - Radio Telephone Handsets
    - Textiles
    - Integrated circuits
- Imports: \$1.95 trillion
  - Commodities
    - Electrical and other machinery
    - Oil and mineral fuels (nuclear reactor, boiler, and machinery components)
    - Optical and medical equipment
    - Metal ores
    - Motor vehicles
    - Soybeans

### Infrastructure

#### Telecomm

- Phone Lines: 278.86 million (2012 estimates)
- Mobile Phone Users: 1.1 billion (2012 estimates)
- Internet Users: 389 million (2009 estimates)

(<https://www.cia.gov/library/publications/the-world-factbook/geos/ch.html>)



## Transportation

- Number of Airports (2013): 507
  - Airports with paved runways: 483
  - Airports with unpaved runways: 44
- Number of Heliports (2013): 47
- Total Railways: 86,000 km
- Total Roadways: 4,106,387 km
  - Paved roadways: 3,453,890 km (includes 84,946 km of expressways)
  - Unpaved roadways: 652,497 km (2011)
- Total Waterways: 110,000 km (2011)
- Total Merchant Marine: 2,030 (2010)

## Electricity and Energy

- Electricity Production: 5.398 trillion kWh (2013 est.)
- Electricity Consumption 5.322 trillion kWh (2013 est.)
- Electricity installed generation capacity: 1.247 billion kW (2013 est.)
  - Electricity from fossil fuels: 69.1% of total installed capacity
  - Electricity from nuclear fuels: 1.2% of total installed capacity
  - Electricity from hydroelectric plants: 22.5% of total installed capacity
  - Electricity from other renewable sources: 7.2% of total installed capacity
- Crude Oil Production: 4.197 million bbl/day (2013 est.)
- Refined Petroleum Products Production: 9.371 million bbl/day (2012 est.)
- Natural Gas Production: 117.1 billion cu m (2013 est.)

## Financial

- Stock of domestic credit: \$11.79 trillion (31 December 2013 est.)
- Reserves of foreign exchange and gold: \$3.821 trillion (31 December 2012 est.)
- Public debt: 22.4% of GDP (2013 est.)
- Debt – external: \$863.2 billion (31 December 2013 est.)
- Stock of direct foreign investments – at home: \$1.344 trillion (31 December 2012 est.)
- Stock of direct foreign investments – abroad: \$541 billion (31 December 2013 est.)

## Human Resources

### Labor

- Labor force: 797.6 million
- Labor force by occupation: (2012 est.)
  - Agriculture: 33.6%
  - Industry: 30.3%
  - Services: 36.1%
- Unemployment rate: 4.1% (2013 est.)

### Education

- Literacy: 95.1% age 15 and over can read and write
- School life expectancy (primary to tertiary education): 13 years

(<https://www.cia.gov/library/publications/the-world-factbook/geos/ch.html>)